



Adventure Loops

Climbing

Shooting Sports

Boating

FOR ALL CUB SCOUTS TO PARTICIPATE!



# 2024 Cub Scout Resident Camp Guide



## Dear Parents and Leaders,

Get ready for a Cosmic Camp adventure at ISR! This 4 day, 3 night camp is the perfect opportunity for Cub Scouts to work on their next rank’s adventure loops, explore the outdoors, and experience all that ISR has to offer!



All current Cub Scouts may attend Cub Scout Resident Camp. Cub Scouts will work on adventure loops for their next rank. Scouts entering 1st grade in the fall of 2024 will be Tigers at camp, scouts entering 2nd grade in the fall will be Wolves, scouts entering 3rd grade will be Bears, scouts entering 4th and 5th grade will be Webelos and AOLs. Per BSA policy, Tiger Scouts require a parent partner to attend camp with them, all other Cub Scouts may attend camp under the leadership of the pack. Two registered adult leaders are required for each pack, with a minimum ratio of 1 adult to every 4 scouts. More information on this is on page 5.



Activities include archery, bb guns, ecology and conservation, scoutcraft, fishing, boating on Lake Roberts, pool time, climbing, den level time, campfires, and outer space themed camp activities!

Use this guide to prepare for your stay at Ingersoll Scout Reservation. Please review it thoroughly.



We are excited to see you at ISR’s Cub Scout Resident Camp. If there is anything that we can do to improve your experience, please let us know.

### Mike Gray

ISR Camp Director  
mike@ingersollbsa.org

### Erin Smith

Cub Scout Camping Exec.  
erin.smith@scouting.org

### Collin Martis

Scouts BSA Camping Exec.  
collin.martis@scouting.org





## Table of Contents

### Registration

Session Dates.....	4
Registration Timeline.....	4
Camp Fees.....	4
Payments.....	4
How to Register.....	5
Cancellation Policy.....	5
Financial Assistance.....	5

### Adventure Loops and Advancements.....14

### Forms

Packing List.....	15
Scout Release from Camp Request.....	16
Health Form Part A & B.....	17-19

### Program

Daily Schedule.....	6
Camp Map.....	7
Camp Location and Directions.....	8
Checking-In.....	9
Sleeping Accommodations.....	9
Special Dietary Needs.....	9
Flag Ceremonies.....	10
Swim Checks.....	10
Lost and Found.....	10
Trading Post.....	10

### Policies and Procedures

Medical Policies.....	11
Health Forms.....	11
Youth Protection Policies.....	11
In Case of Emergency.....	12
Wildlife.....	12
Safety Tips.....	12
Visitors.....	13
Alcohol, Drug, and Tobacco Policy.....	13
Pets in Camp.....	13
Electricity .....	13
Cellphone and WIFI Coverage.....	13
Firewood.....	13





## Registration

### Session Dates (Limit of 60 youth per session)

July 11-4 or July 18-21

Thursday: Arrive between 1pm-4:00pm

Sunday: Depart by 10:30am

### Registration Timeline: Scan QR Code for Registration Page

February: Registration Opens Online

May 15: Early Bird Discount Ends. Save \$15 per registrant when paid in full by May 15, 2024

May 29: Registration Closes

### Camp Fees

#### Early Bird Rates (Paid in full by May 15)

Tiger Scout and Parent Partner: \$275

Cub Scout Youth: \$185

#### Regular Fee (After May 15)

Tiger Scout and Parent Partner: \$290

Cub Scout Youth: \$200

Adult Leader: \$90



If registration is not paid in full by May 29, 2024, there will be a late fee of \$20 per registrant.

Registration fees include all meals (breakfast, lunch, and dinner), all activities, and a camp patch. Participants must provide their own camping gear, including sleeping bags. Additional information on what to bring to resident camp can be found on page 16.

### Payments

Units can pay online or by mail, or have parents pay their Scouts portion using the parent portal. Information on the parent portal is on the next page. Make checks payable to:

W. D. Boyce Council  
Attn: Cub Resident Camp  
614 NE Madison  
Peoria, IL 61603





## How to Register

**Units are encouraged to register as a pack. All packs must provide at least 2 adult leaders** with a ratio of 1 adult leader for every 4 scouts. **Tiger Scouts** (those entering 1st grade in 2024) must have an parent partner register and attend with them.

Adult Leaders must be registered members of your pack with current youth protection training. Parent partner of Tiger Scouts do not have to be registered adult leaders, but it is encouraged. Parents of Cub Scouts may also attend with their scout as long as the pack leadership meets the criteria outlined above.

**\* This registration uses a parent portal to allow the parents to fill in personal information and make payment. Please watch these quick videos.**

**Leaders:** Video on using the parent portal: [bit.ly/3xmeyjl](https://bit.ly/3xmeyjl) or Scan Code



**Parents:** Video on using the parent portal: [bit.ly/3xmeyjl](https://bit.ly/3xmeyjl) or Scan Code



**Registrant Types: Choose the correct registrant type at registration**

**Tiger Cub and Parent Partner: All Tigers** (those attending 1st grade in fall of 2024) must have a parent/guardian accompany them at Cub Scout Resident Camp. Adults attending with Tigers cannot be in charge of any other Scouts while at camp. A tiger parent partner cannot count as a leader for other cub scouts.

**Cub Scout Youth:** This is for all other Cub Scouts (incoming 2nd graders- incoming 5th graders) who will have a leader from the cub scout pack attending with the Scouts (those adults will be registered through the Adult registration option below).

**Adult Registration:** This is for all leaders attending with the pack or parents of scouts attending with the pack. Reminder that there must be a minimum of 2 registered adult leaders attending with each pack with a ratio of 1 adult leader per 4 cub scouts.

### Cancellation Policy

If you cancel your registration 30 Days prior is full refund. Anything between 2 weeks and 30 days is 50% refund. Within 2 weeks of the event refund is at the discretion of the staff advisor. Usually only granted in cases of emergency. Unless otherwise stated.

### Financial Assistance

Registered youth members who cannot pay the total cost of attending Cub Scout Resident Camp may apply for financial assistance. The fund assists deserving Scouts to attend local council events with a percentage of the cost based on need, it is not intended to provide the total fee. Financial assistance forms can be found on the website [www.wdboyce.org/assist](http://www.wdboyce.org/assist). They are due April 1, 2024.



## Program

### Daily Schedule

	Day 1	Day 2	Day 3	Day 4
8:00am	Camp Closed	Flags	Flags	Flags
8:15am		Breakfast	Breakfast	Breakfast
9:15am		Travel	Travel	Clean-Up / Check-Out
9:30am		Session 1	Session 5	
10:30am		Travel	Travel	
10:45am		Session 2	Session 6	
11:45am		Travel	Travel	
12:00pm		Check-In	Lunch	Lunch
12:30pm			Rest Hour	Rest Hour
1:00pm		Swim Checks, Range Talks & Camp Sit Set Up	Session 3	Session 7
2:00pm	Travel		Travel	
2:15pm	Session 4		Session 8	
3:15pm	Travel		Travel	
3:30pm	Travel		Travel	
4:00pm	Camp Closed	Flags	Flags	Flags
4:30pm		Flags	Flags	Flags
5:00pm		Dinner	Dinner	Dinner
5:15pm		Opening Campfire	Den Activity	Group Activity
7:00pm			Group Activity	Closing Campfire
7:30pm		Campsite Time		
8:00pm			Lights Out	
8:30pm				
9:00pm				
9:30pm				

Campers will be separated by groups based on the number of participants. Each group will rotate through the stations together. You will receive a detailed camp rotation schedule upon arrival. The 8 program areas are listed below:

**Archery— Archery Range**

**BB Guns— BB Gun Range**

**Lake Front— Meet at Boat House (Boating and waterslide)**

**Fishing— At Fish Shack**

**Swimming— Pool**

**Climbing— Climbing Tower**

**Eco-Con— At Nature Center**

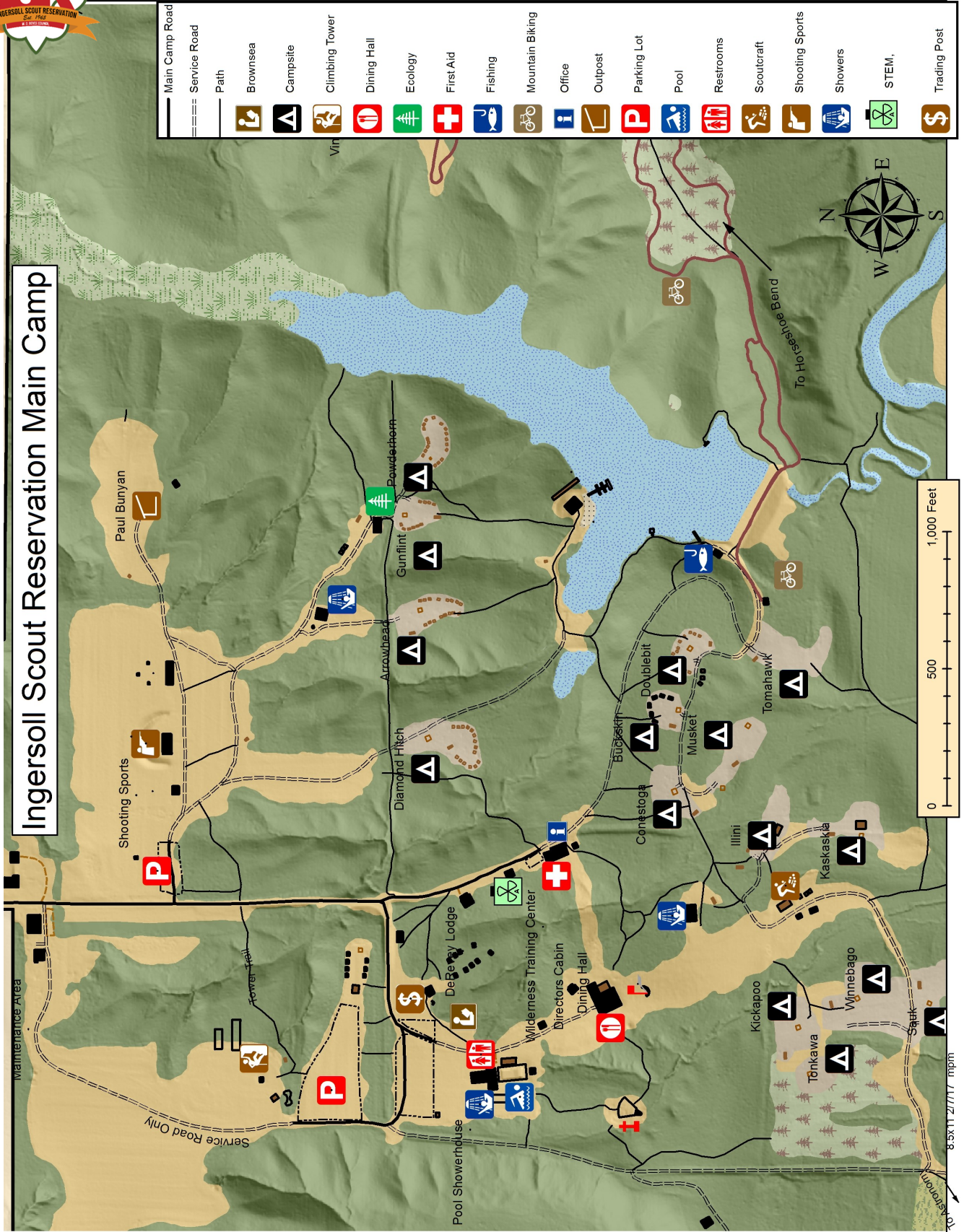
**Scoutcraft—Scoutcraft Pavilion**

#### **Friday Evening Den & Group Activity:**

**Tigers—Wolves (1st-3rd graders):** Scouts will be separated by age groups to work on an activity together toward an adventure loop then will watch a movie at the dining hall.

**The Webelos & AOLS (4th & 5th graders)** will be going on a hike to Horseshoe Bend. Horseshoe Bend is a Western boomtown outpost. They will work on an adventure loop and get to participate in activities at Horseshoe Bend, and have a snack. They will return to their campsites at 9pm.

# Camp Map





## Contact

### W.D. Boyce Council Office:

309-673-6136

### Emergency Contacts:

Camp Phone: 309-673-6136 ext 123

Health Officer: 309-673-6136 ext. 117

## Directions to Ingersoll

Ingersoll Scout Reservation

33 Knox Road, 650 East

London Mills, IL 61544



## From I-474 (Peoria)

Take Exit 3A (W. Farmington Road) on I-74

Turn Left on N. Maxwell Road

Turn Right on W. Plank Road

Follow IL 116 through Hanna City, Trivoli, and Farmington

Turn Right at N. Main Street (Second Stop light in Farmington)

Take slight left to follow IL 116

Follow IL 116 through Middle Grove

Turn Left on Knox Rd. (ISR Sign Posted)

## From I-55 (Bloomington)

Take Exit 163 (Ramp to I-74 W)

Follow I-74 past Morton to Exit 99 (Merge with I-474)

Follow I-474 Directions above

## From I-80 (LaSalle/Peru)

Follow I-80 W towards Iowa

Exit on Ramp to I-74 (Peoria) near the Quad Cities

Follow I-74E to Exit 46A (IL 34W)

Follow IL 34W to W. Main St. Exit (Galesburg)

Follow Main St. and turn right on S. Linwood Road (IL 41)

Follow IL 41 through Abington

Turn Left on IL 116

Follow IL 116 and turn right on Knox Road (ISR Sign Posted)





## Arrival and Departure

### Checking-in

Arrive at camp between 12:30pm-2:00pm on the first day. Upon arrival you will be greeted by an ISR Staff member at the front gate of camp, they will show you to the parking lot. Once in the parking lot, Adult Leaders will need to check-in. At the check-in, ISR Staff will go over any last minute program updates, Health Forms, and complete any missing paperwork. A camp truck, driven by staff, will be available to help transport gear from the parking lot to the campsite. If you need help finding the campsite, ISR staff will be available to escort you.

### Sleeping Accommodations

There are three choices of campsites to choose from. Please note your *preference* during registration: platform tent sites, primitive 4 bed cabins, or 'bring your own tent' sites. Every campsite has a small poly-tarp pavilion, at least two picnic tables, a pit latrine and washing sink. Every campsite is closely located to one of three public shower houses that have individual shower stalls and hot water. Your unit will be notified of their accommodations 2 weeks prior to camp.

In all sleeping accommodation options, you will need to bring your own bedding such as a pillow, sleeping bag, and blankets.

**Platform Tent Sites:** Each platform tent has 2 cots.

**Primitive 4 Bed Cabins:** Each cabin has 4 beds, no electricity.

**Tent Camping:** Bring your own tent.

**Cub Scouts may only share sleeping accommodations with their own parent or with other Cub Scouts who are no more than 2 years apart in age. Under no circumstances will a Cub Scout share sleeping accommodations with an adult other than their own parent/guardian.**



### Special Dietary Needs

At Ingersoll, our first priority is the safety and well being of our campers. We have systems in place to ensure that all Scouts and Leaders who have special dietary needs or food allergies are accommodated at camp.

We can store supplemental food in our Dining Hall Kitchen, prepare a modified menu, or work with Scouts, Parent(s), or Leaders to provide alternatives.

At registration, you will be asked if the participants have any Special Dietary Needs. If so, please fill out the form in detail.



## Flag Ceremonies

Each morning and evening there will be a flag ceremony led by the ISR Staff. Scouts and leaders are expected to attend the evening flag ceremony in full BSA Field Uniform.



## Swim Checks

All Scouts and adults who wish to participate in any waterfront activities (including swimming and boating) must complete a swim check and be classified according to their swimming ability.

Swim checks will take place at the pool with qualified lifeguards. There are 3 BSA Swim Classifications: Swimmer, Beginner, and Non-Swimmer. See below for the test requirements.



**SWIMMER'S TEST:** Jump feet first into water over the head in depth, level off, and begin swimming. Swim 75 yards in a strong manner using one or more of the following strokes: side stroke, breaststroke, trudgen, or crawl; then swim 25 yards using an easy resting back stroke. The 100 yards must be swum continuously and include at least one sharp turn. After completing the swim, rest by floating.

**BEGINNER'S TEST:** Jump feet first into water over the head in depth, level off, swim 25 feet on the surface, stop, turn sharply, resume swimming as before, and return to starting place.

Anyone who has not completed the beginner or swimmer tests is classified as a **non-swimmer**.

## Lost and Found

Lost and Found is located at the Camp Office. If you lose something during your stay, check with the Camp Office to see if the item has been turned in. To make it easier to recover lost items, Scouts should clearly mark their items with their name and Pack number.

If you get home and discover a missing item, call the Peoria Scout Service Center for the missing item. After the summer camping season all items will be held for 2 weeks and then either donated or thrown away.

## Trading Post

Ingersoll Scout Reservation operates a Trading Post on the camp. The Trading Post stocks items such as camp souvenirs, craft items, pocket knives, some camping supplies, ice cream and snacks, and accepts cash, checks, and all major credit cards. Trading Post hours of operation will be posted on the front door.



# Policies and Procedures

## Medical Policies

Every participant (youth and adult) must provide a copy of their Annual Health and Medical Form (Parts A&B) **and a copy of their insurance information** to participate in Cub Resident Camp.

As a requirement of the Boy Scouts of America all prescription medicines need to be kept in its original container and stored in a locked container. The ISR Health Lodge is available to store medications or an Adult Leader may be designated within the unit to keep the medications locked up in their campsite. A lockable tackle box works perfectly for this. Epi-pens, inhalers, insulin, or other medication or device used in the event of life-threatening situations may be carried by a Scout but should be brought to medical check.

## Health Forms

All Scouts and Adults must have Parts A & B of the Annual Health and Medical Record form and a copy of their insurance information. The newest form should be used and is available at [www.scouting.org](http://www.scouting.org). Please keep in mind that the Health Form is designed for each participant’s personal safety. Diligence in this process makes the difference between a great experience or a poor one. Any participants who do not have a completed Health Form will be restricted from all camp activities until the form is completed.

Health Forms will be kept on file for the program sessions in the Health Office and will be returned at the end of camp. Even if a leader or a participant is arriving late, all efforts should be made to have that person’s Health Form with the Pack during check-in, so the Health Officer can review all of the Pack’s forms together.



## Youth Protection Policies

The Boy Scouts of America is committed to the highest standards for youth safety. Youth Protection requires sustained vigilance and we work every day to protect children through mandatory policies.

- The Boy Scouts of America require adults accompanying a Scouting unit who are present at the activity for 72 total hours or more must be registered as a leader, including the completion of a criminal background check and Youth Protection Training.
- One-on-one contact between adults and youth members is prohibited.
- Privacy of youth is respected. Adult leaders and youth must respect each other’s privacy, especially in situations such as changing clothes and taking showers at camp.
- Adults may not share a tent with a member of the opposite sex.
- No youth may share a tent with an adult or person of the opposite sex other than a family member or guardian.
- The buddy system should be used at all times. The buddy system is a safety measure for all Scouting activities. Buddies are encouraged to select each other, with no more than two years age difference.
- Hazing and initiations are prohibited and may not be included as part of any Scouting activity.
- Bullying. verbal, physical, and cyber bullying are prohibited in Scouting.



## In Case of Emergency

Ingersoll Scout Reservation has a Health Lodge open 24 hours a day and managed by staff members trained in handling accidents and illnesses. There are also local hospitals and clinics nearby. If this kind of treatment is required, the Scout's parents will be notified by telephone, and their wishes concerning treatment will be respected. If such a trip is required, we ask that a Scout's Leader drive the Scout to the hospital. This way the Health Officer will still be in camp to treat any other potential injuries.

In the event of a camp wide emergency, the camp siren may sound with a two-tuned alarm. At which, everyone in camp should report to the Dining Hall and await for further instructions from camp staff. The camp staff undergoes training in handling common types of emergencies. A camp-wide emergency situation may consist of severe weather, wildfire, missing campers, missing swimmers, and any possible severe medical emergency. Anyone who becomes aware of an emergency situation or danger should notify a staff member who will contact camp leadership.

## Wildlife

At ISR it is common to encounter various forms of wildlife such as deer, turkey, fox, racoons, snakes, turtles, and more! Bites from animals are extremely rare, but precautions should be taken. Observe wildlife from a distance so they are not scared. Do not disturb wildlife just for a better look.



## Safety Tips

Safety is the first priority at camp. Here are a few helpful tips for a fun safe camping experience:

- No riding in the back of trucks or trailers.
- Wear closed-toed shoes. NO CROCS!
- Always use the buddy system: 2 or more Scouts go everywhere together.
- Fires should be completely extinguished before leaving the campsite: please do not create new fire rings.
- Follow Whittling Chip procedures when using knives.
- Use insect repellents containing DEET or Permethrin.
- Always wear sunscreen and sun hats for protection from the sun.
- Carry flashlights when walking at night.
- Shake out clothing and shoes before wearing them.
- Keep food out of tents at all times.
- Check for ticks and tick bites daily.
- No Flames in Tents!



## Day Visitors

Any adult who is visiting camp must be registered with their unit in a leader or parent capacity. All units must follow the minimum leadership standard of 2 registered leaders per 8 scouts. If a parent would like to come out for the day, they must pay \$35/ day which will include any meals they choose to eat at camp. Day visitors are not permitted to stay overnight. Visitors must check-in and pay at camp office immediately upon arrival.

## Alcohol, Drug, and Tobacco Policy

It is the policy of the Boy Scouts of America that the use of alcoholic beverages and controlled substances are not permitted at camp or during activities on property owned and operated by the Boy Scouts of America, or at any activity involving participation of youth members.

Smoking is only allowed in vehicles in the parking lot away from Scouts and other Leaders. For the health of all Scouts and Leaders, please respect the rights of all others and refrain from smoking in your campsite or any place other than the parking lot. This includes the use of electronic cigarettes, personal vaporizers, or electronic nicotine delivery systems that simulate tobacco smoking.

## Pets in Camp

In compliance with Boy Scouts of America policy, no pets will be allowed in camp during the summer camp season.

## Electricity

There is no electricity in any of the campsites. If electricity is needed for a CPAP or other medical device, we recommend bringing a battery system to use with the machine or inform the Camp Administration prior to arrival. **Gas powered generators are NOT permitted.**

There are charging stations located at each program area, Wilderness Training Center, and Dining Hall that may be used to charge electronics.

## Cellphone and WIFI Coverage

ISR has free guest WIFI. See the camp office if you have issues connecting.

There is very limited Cell Phone Service at camp. The cellphone provider with the most service throughout camp is Verizon.

## Firewood

We ask that Packs do not bring their own firewood. If a Pack would like to have a campfire ask the ISR Staff and they will provide you with firewood. You can also collect downed wood from the forest.



## Adventure Loops and Advancements

You will receive an electronic copy of adventure requirements completed at camp to turn into your Cubmaster. Packs are responsible for providing the belt loops for adventures earned. Most of the following will be completed at camp. Some will be done on your own in your campsite.



### Tiger

Fish On, Let's Camp Tiger, Good Knights




### Wolf

A Wolf Goes Fishing, Let's Camp Wolf, Paws for Water




### Bear

A Bear Goes Fishing, Let's Camp Bear, Bears Afloat,



### Webelos

Catch the Big One, Let's Camp Webelos, Slingshot Webelos,



### AOL

Fishing, Let's Camp AOL, Slingshot AOL





## Packing List

The following is a suggested list of equipment for an enjoyable stay at camp. Please label all items with the Cub Scouts Name and the Pack Number. Please pay special attention to items that should be left at home.

### Personal Gear

- \_\_\_\_\_ Uniform
- \_\_\_\_\_ Extra Shirt and Pants
- \_\_\_\_\_ Socks and Underwear
- \_\_\_\_\_ Jacket
- \_\_\_\_\_ Rain Gear
- \_\_\_\_\_ Sleep Wear
- \_\_\_\_\_ Sneakers and/or Hiking Boots
- \_\_\_\_\_ Swim Wear/Swim Shoes (2 pairs, Lake/pool)
- \_\_\_\_\_ Towels and Toiletries
- \_\_\_\_\_ Shower Shoes
- \_\_\_\_\_ Sleeping Bag and/or Blankets
- \_\_\_\_\_ Pillow
- \_\_\_\_\_ Flashlight w/extra Batteries
- \_\_\_\_\_ Water Bottle
- \_\_\_\_\_ Wallet w/ Money—For the Trading Post
- \_\_\_\_\_ Handkerchief
- \_\_\_\_\_ Bug Repellent
- \_\_\_\_\_ Sun Screen
- \_\_\_\_\_ Cub Scout Handbook
- \_\_\_\_\_ Backpack/ Day Pack

### Optional Personal Gear

- \_\_\_\_\_ Watch
- \_\_\_\_\_ Camera
- \_\_\_\_\_ Song Book
- \_\_\_\_\_ Bible, Prayer Book
- \_\_\_\_\_ Fishing Pole and Tackle
- \_\_\_\_\_ Stationary and Stamps
- \_\_\_\_\_ Laundry Bag
- \_\_\_\_\_ Camp Chair

### Please Leave at Home

Generators, gasoline, Fire Works, Fire Arms, Ammunition, Aerosol Cans, Radios, Televisions, Personal Music devices, Electronic Games, Squirt Guns, Un-Scout like Literature, Alcohol, and Illegal Drugs.



## Scout Release from Camp Request

### Instructions

Scouts desiring to leave camp prior to the unit's departure or not as part of the unit must have a release signed by their parents and approved by the unit leader. Scouts will normally be permitted to leave only when accompanied by their parents. The form below must be used in handling all such departures. In an emergency, it may not be possible for a parent or guardian to sign the release. In that situation sufficient information must be recorded attesting to the telephone call or means of communication by which word arrived asking for the release of the Scout. This information should document the person from whom the call was received, verify telephone confirmation of the parent asking for release of the Scout and give detailed reasons for the requested release.

Scout Requested to be Released: \_\_\_\_\_

Home Address: \_\_\_\_\_

Home Council: \_\_\_\_\_ Unit: \_\_\_\_\_ Campsite: \_\_\_\_\_

Reason for request to Leave: \_\_\_\_\_

Date of Release: \_\_\_\_\_ Time: \_\_\_\_\_ Method of Travel: \_\_\_\_\_

Adult Accompanied By: \_\_\_\_\_

Date of Return: \_\_\_\_\_ Time: \_\_\_\_\_

In signing this request for release the BSA, the W. D. Boyce Council, the unit leaders, and the Scout's parents or guardians mutually acknowledge that there will be no refund of the camp fee: and that the BSA or its representatives shall not be held liable for any loss to the Scout's person or property

The request s made by (parent or guardians' signature except noted for emergency departure request)

Parent or Guardian Signature: \_\_\_\_\_

Address: \_\_\_\_\_

Telephone: \_\_\_\_\_ Request made (Date & Time): \_\_\_\_\_

Unit Leader Approval: \_\_\_\_\_

### ON-SITE RELEASE

Before leaving the campsite or troop, scouts must check-out with their unit leader and the camp office.

Signed by Unit Leader: \_\_\_\_\_ Unit: \_\_\_\_\_ Date: \_\_\_\_\_