



Adventure Loops

Climbing

Shooting Sports

Boating

FOR ALL CUB SCOUTS TO PARTICIPATE!



2023 CUB SCOUT RESIDENT CAMP PROGRAM GUIDE



Ingersoll Scout Reservation

Est. 1965



Dear Parents and Leaders,

Get ready for a Pirate Adventure at ISR! This 4 day, 3 night camp is the perfect opportunity for Cub Scouts to work on their next rank’s adventure loops, explore the outdoors, and experience all that ISR has to offer!



SCAN ME

All current Cub Scouts may attend Cub Scout Resident Camp. Cub Scouts will be able to work on adventure loops for their next rank. Scouts entering 1st grade in the fall of 2023 will be Tigers at camp, scouts entering 2nd grade in the fall will be Wolves, scouts entering 3rd grade will be Bears, scouts entering 4th and 5th grade will be Webelos and AOLs, respectfully. Per BSA policy, Tiger Scouts require a parent partner to attend camp with them. All other Cub Scouts may attend camp under the leadership of the pack. Two registered adult leaders are required for each pack, with a minimum ratio of 1 adult to every 4 scouts. More information on this is on page 5.



Activities will include archery, bb guns, ecology and conservation, scoutcraft, fishing, boating on Lake Roberts, pool time, rock climbing, a movie night, campfires, and pirate themed camp activities!

This guide has been compiled to answer your questions and prepare you for your stay at Ingersoll Scout Reservation. Please review it thoroughly.



We are excited to see you out at Ingersoll this summer at Cub Scout Resident Camp. If there is anything that we can do to help make your experience better please reach out and let us know.

Mike Gray

ISR Camp Director
mike@ingersollbsa.org

Jamie Lang

ISR Program Director
jamie@ingersollbsa.org

Collin Martis

Camping Executive
collin.martis@scouting.org





Table of Contents

Registration

Session Dates.....	4
Registration Timeline.....	4
Camp Fees.....	4
Payments.....	4
How to Register.....	4
Financial Assistance.....	5
Cancellation Policy.....	5

Program

Daily Schedule.....	6
Camp Map.....	7
Camp Location and Directions.....	8
Checking-In.....	9
Sleeping Accommodations.....	9
Special Dietary Needs.....	9
Flag Ceremonies.....	10
Swim Checks.....	10
Lost and Found.....	10
Trading Post.....	10

Policies and Procedures

Medical Policies.....	11
Health Forms.....	11
Youth Protection Policies.....	11
In Case of Emergency.....	12
Wildlife.....	12
Safety Tips.....	12
Visitors.....	13
Alcohol, Drug, and Tobacco Policy.....	13
Pets in Camp.....	13
Electricity	13
Cellphone and WIFI Coverage.....	13
Firewood.....	13

Adventure Loops and Advancements

Tiger.....	14
Wolf.....	14
Bear.....	14
Webelos and AOLs.....	14

Forms

Packing List.....	16
Scout Release from Camp Request.....	17
Financial Assistance Application.....	18
Health Form Part A & B.....	20





Registration

Session Dates

July 13-16, 2012

Thursday July 13: Arrive between 2pm-4:30pm

Sunday July 16: Depart by 11:45am

Registration Timeline: Scan QR Code for Registration Page

Feb. 10: Registration Opens Online

May 1: Early Bird Discount Ends. Save \$20 per registrant when paid in full by May 1, 2023.

June 18: Registration Closes.



Camp Fees

Early Bird Rates (Paid in full by May 1)

Tiger Scout and Parent Partner: \$265

Cub Scout Youth: \$175

Adult Leader: \$90

Regular Fee (After May 1)

Tiger Scout and Parent Partner: \$305

Cub Scout Youth: \$195

Adult Leader: \$110

If registration is not paid in full by June 18, 2023, there will be a late fee of \$25 per registrant.

Registration fees include all meals (breakfast, lunch, and dinner), all activities, and a camp patch. Participants must provide their own camping gear, including sleeping bags. Additional information on what to bring to resident camp can be found on page 16.

Payments

Units have options to pay online or to pay by mail or have the parents pay their own portion using the parent portal. Information on the parent portal is on the next page. If paying online with a credit or debit card a 3% service fee will be added to the payment. To avoid the Service Fee at check-out select the Pay by Mail option. Then, print out a receipt and mail or bring the receipt in with check (made to W. D. Boyce Council) to the Peoria Scout Service Center at:

W. D. Boyce Council
Attn: Cub Resident Camp
614 NE Madison
Peoria, IL 61603





How to Register

Units are encouraged to register as a pack. All packs must provide at least 2 adult leaders with a ratio of 1 adult leader for every 4 scouts. **Tiger Scouts** (those entering 1st grade in 2023) must have an parent partner register and attend with them.

Adult Leaders must be registered members of your pack with current youth protection training. Parent partner of Tiger Scouts do not have to be registered adult leaders, but it is encouraged. Parents of Cub Scouts may also attend with their scout as long as the pack leadership meets the criteria outlined above.

*** This registration uses a parent portal to allow the parents to fill in personal information and make payment. Please watch these quick videos.**

Leaders: Video on using the parent portal: bit.ly/3xmeyjl or Scan Code



Parents: Video on using the parent portal: bit.ly/3xmeyjl or Scan Code



Registrant Types: Choose the correct registrant type at registration

Tiger Cub and Parent Partner: All Tigers (those attending 1st grade in fall of 2023) must have a parent/guardian accompany them at Cub Scout Resident Camp. Adults attending with Tigers cannot be in charge of any other Scouts while at camp. A tiger parent partner cannot count as a leader for other cub scouts.

Cub Scout Youth: This is for all other Cub Scouts (incoming 2nd graders- incoming 5th graders) who will have a leader from the cub scout pack attending with the Scouts (those adults will be registered through the Adult registration option below).

Adult Registration: This is for all leaders attending with the pack or parents of scouts attending with the pack. Reminder that there must be a minimum of 2 registered adult leaders attending with each pack with a ratio of 1 adult leader per 4 cub scouts.

Cancellation Policy

If you cancel your registration 30 Days prior is full refund. Anything between 2 weeks and 30 days is 50% refund. Within 2 weeks of the event refund is at the discretion of the event coordinator or staff advisor. Usually only granted in cases of emergency. Unless otherwise stated.

Financial Assistance

Registered youth members who cannot pay the total cost of attending Cub Scout Resident Camp may apply for financial assistance. The fund assists deserving Scouts to attend local council events with a percentage of the cost based on need, it is not intended to provide the total fee. Financial assistance forms can be found on the website and at the end of this guide. They are due April 1, 2023.



Program

Daily Schedule

8:00am	Camp Closed	Flags	Flags	Flags
8:10am		Breakfast	Breakfast	Breakfast
9:30am		Session 1	Session 6	Pack Clean-Up / Check-Out
10:15am		Travel	Travel	
10:30am		Session 2	Session 7	
11:15am		Travel	Travel	
11:30am		Lunch	Lunch	Camp Closed
12:00pm		Rest Hour	Rest Hour	
1:00pm		Session 3	Session 8	
1:45pm		Travel	Travel	
2:00pm	Session 4	Session 9		
2:45pm	Travel	Travel		
3:00pm	Session 5	Session 10		
3:45pm	Group Time	Group Time		
5:00pm	Dinner	Dinner		
6:30pm	Flags/Range Safety Talk	Flags/ Tortuga Island Outpost	Flags/ Campwide Treasure Hunt	
7:00pm				
7:30pm	Opening Campfire	Movie Night at Dining Hall	Closing Campfire	
8:00pm				
8:30pm				
9:00pm	Lights Out	Lights Out	Lights Out	

Campers will be separated by groups based on the number of participants. Each group will rotate through the stations together. You will receive a detailed camp rotation schedule upon arrival. The 8 program areas are listed below:

Archery– Archery Range

BB Guns– BB Gun Range

Lake Front– Meet at Boat House (Boating and waterslide)

Fishing– At Fish Shack

Swimming– Pool

Climbing– Climbing Tower

Eco-Con– At Nature Center

Scoutcraft–Scoutcraft Pavilion

Sling Shots– Shotgun Shelter

Games– Activity Field

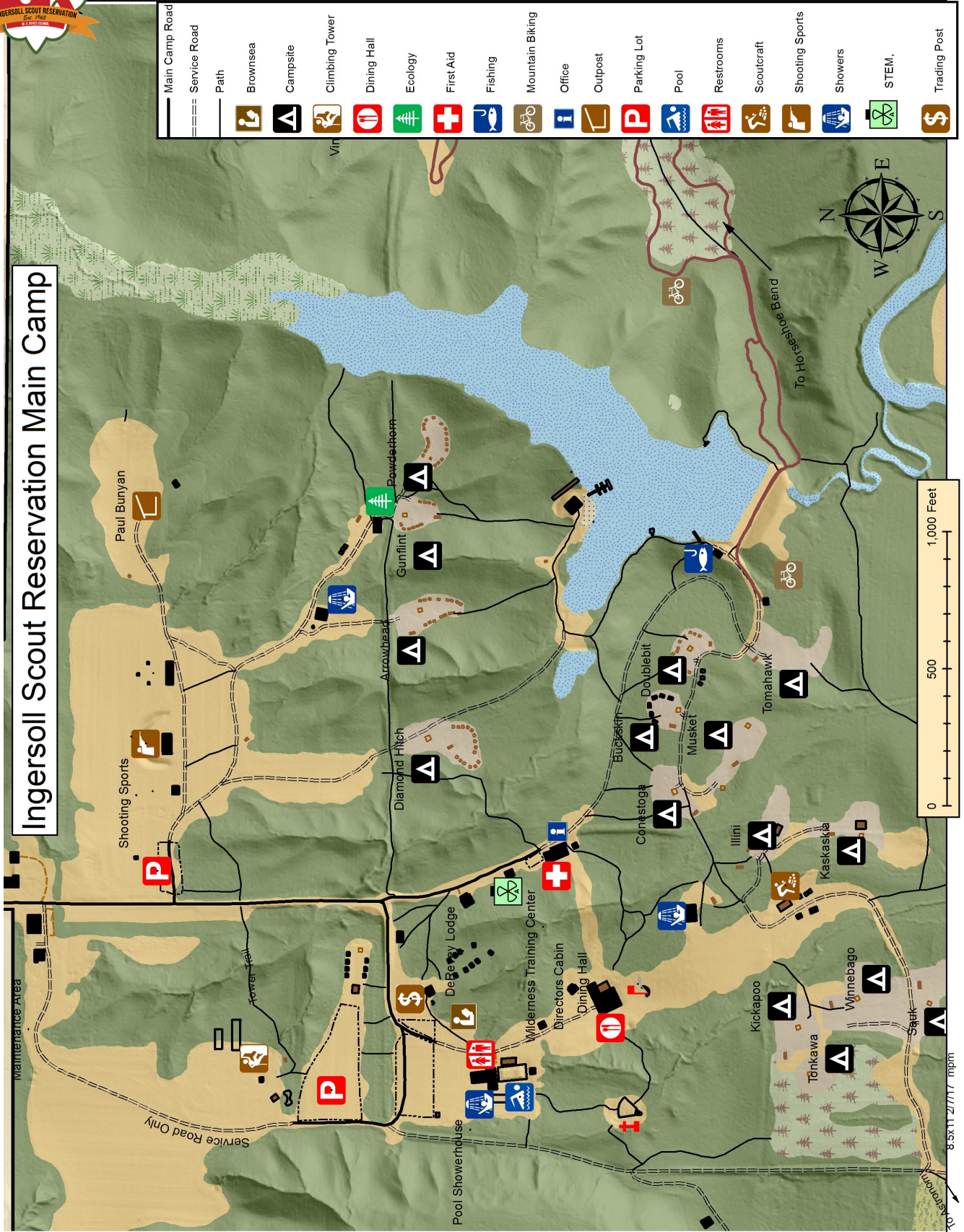
Tortuga Island– Scoutcraft Pavilion

All hands on deck for this all camp pirate themed carnival! Make pirate hats, play games, eat cobbler, and help build parts of a pirate ship with the ISR staff!

Camp Wide Treasure Hunt– Activity Field

Camp will separate by ages and go on a treasure hunt to find Captain Robert's hidden treasure! Along the way, they will earn an adventure loop led by ISR staff members.

Camp Map



Ingersoll Scout Reservation Main Camp



Contact

W.D. Boyce Council Office:

309-673-6136

Emergency Contacts:

Camp Phone: 309-673-6136 ext 123

Health Officer: 309-673-6136 ext. 117

Directions to Ingersoll

Ingersoll Scout Reservation

33 Knox Road, 650 East

London Mills, IL 61544



From I-474 (Peoria)

Take Exit 3A (W. Farmington Road) on I-74

Turn Left on N. Maxwell Road

Turn Right on W. Plank Road

Follow IL 116 through Hanna City, Trivoli, and Farmington

Turn Right at N. Main Street (Second Stop light in Farmington)

Take slight left to follow IL 116

Follow IL 116 through Middle Grove

Turn Left on Knox Rd. (ISR Sign Posted)

From I-55 (Bloomington)

Take Exit 163 (Ramp to I-74 W)

Follow I-74 past Morton to Exit 99 (Merge with I-474)

Follow I-474 Directions above

From I-80 (LaSalle/Peru)

Follow I-80 W towards Iowa

Exit on Ramp to I-74 (Peoria) near the Quad Cities

Follow I-74E to Exit 46A (IL 34W)

Follow IL 34W to W. Main St. Exit (Galesburg)

Follow Main St. and turn right on S. Linwood Road (IL 41)

Follow IL 41 through Abington

Turn Left on IL 116

Follow IL 116 and turn right on Knox Road (ISR Sign Posted)



Arrival and Departure

Checking-in

Arrive at camp between 2pm-4:30pm on the first day. Upon Arrival of Ingersoll you will be greeted by an ISR Staff member at the front gate of camp, welcoming you to camp and showing you the way to the parking lot. Once in the parking lot Adult Leaders will need to check-in. At the check-in, ISR Staff will go over any last minute program updates, go over Health Forms and complete any missing paperwork. A camp truck, driven by camp staff will be available to help transport gear from the parking lot to the campsite. If you need help finding the campsite, ISR staff will be available to escort you.

Sleeping Accommodations

Packs have three choices of campsites for Cub Scout Resident Camp to pick **as a preference** during registration: platform tent sites, primitive 4 bed cabins, or bring your own tent sites. Every campsite has a small polytarp pavilion, at least two picnic tables, a pit latrine and washing sink. Every campsite is closely located to one of three public shower houses that have individual shower stalls and hot water. Your unit will be notified of their accommodations 2 weeks prior to camp.

In all sleeping accommodation options, you will need to bring your own bedding such as a pillow, sleeping bag, and blankets.

Platform Tent Sites: Each platform tent has 2 cots.

Primitive 4 Bed Cabins: Each cabin has 4 beds, no electricity.

Tent Camping: Bring your own tent.

Cub Scouts may only share sleeping accommodations with their own parent or with other Cub Scouts who are no more than 2 years apart in age. Under no circumstances will a Cub Scout share sleeping accommodations with an adult other than their own parent/guardian.



Special Dietary Needs

At Ingersoll, our first priority is the safety and well being of our campers. We have systems in place to ensure that all Scouts and Leaders who have special dietary needs or food allergies are accommodated at camp.

We can store supplemental food in our Dining Hall Kitchen, prepare a modified menu, or work with Scouts, Parent(s), or Leaders to provide alternatives.

When registering for Resident Camp online you will be asked if the participants have any Special Dietary Needs. If the answer is yes please fill out the form with detailed information to let our Food Service Team best prepare for your time at camp.



Flag Ceremonies

Each morning and evening there will be a flag ceremony led by the ISR Staff. Scouts and leaders are expected to attend the flag ceremonies in full BSA Uniform.



Swim Checks

All Scouts and Adults who wish to participate in any waterfront activities (including swimming and boating) must complete a swim check and be classified according to their swimming ability.

Swim checks will take place at the pool with qualified lifeguards. There are 3 BSA Swim Classifications: Swimmer, Beginner, and Non-Swimmer. See below for the test requirements.



SWIMMER'S TEST: Jump feet first into water over the head in depth, level off, and begin swimming. Swim 75 yards in a strong manner using one or more of the following strokes: side stroke, breaststroke, trudgen, or crawl; then swim 25 yards using an easy resting back stroke. The 100 yards must be swum continuously and include at least one sharp turn. After completing the swim, rest by floating.

BEGINNER'S TEST: Jump feet first into water over the head in depth, level off, swim 25 feet on the surface, stop, turn sharply, resume swimming as before, and return to starting place.

Anyone who has not completed the beginner or swimmer tests is classified as a **non-swimmer**.

Lost and Found

Lost and Found is located at the Camp Office. If you lose something during your stay, check with the Camp Office to see if the item has been turned in. To make it easier to recover lost items, Scouts should clearly mark their items with their name and Pack number.

If you get home and discover a missing item, call the Camp Office for the missing item. After the summer camping

Trading Post

Ingersoll Scout Reservation operates a Trading Post on the camp. The Trading Post stocks items such as camp souvenirs, craft items, pocket knives, some camping supplies, ice cream and snacks.

The Trading Post accepts cash, checks, and all major credit cards.

The Trading post is open during the days and evenings. The hours of the Trading Post will be posted on the Front Door.



Policies and Procedures

Medical Policies

Every participant (youth and adult) must provide a copy of their Annual Health and Medical Form (Parts A&B) **and a copy of their insurance information** to participate in Cub Resident Camp.

As a requirement of the Boy Scouts of America all prescription medicines need to be kept in its original container and stored in a locked container. The ISR Health Lodge is available to store medications or an Adult Leader may be designated within the unit to keep the medications locked up in their campsite. A lockable tackle box works perfectly for this. Epi-pens, inhalers, insulin, or other medication or device used in the

Health Forms

All Scouts and Adults must have Parts A & B of the Annual Health and Medical Record form and a copy of their insurance information. The newest form should be used and is available at www.scouting.org. Please keep in mind that the Health Form is designed for each participant’s personal safety. Diligence in this process makes the difference between a great experience or a poor one. Any participants who do not have a completed Health Form will be restricted from all camp activities until the form is completed.

Health Forms will be kept on file for the program sessions in the Health Office and will be returned at the end of camp. Even if a leader or a participant is arriving late, all efforts should be made to have that person’s Health Form with the Pack during check-in, so the Health Officer can review all of the Pack’s forms together.



Youth Protection Policies

The Boy Scouts of America is committed to the highest standards for youth safety. Youth Protection requires sustained vigilance and we work every day to protect children through mandatory policies.

- The Boy Scouts of America require adults accompanying a Scouting unit who are present at the activity for 72 total hours or more must be registered as a leader, including the completion of a criminal background check and Youth Protection Training.
- One-on-one contact between adults and youth members is prohibited.
- Privacy of youth is respected. Adult leaders and youth must respect each other’s privacy, especially in situations such as changing clothes and taking showers at camp.
- Adults may not share a tent with a member of the opposite sex.
- No youth may share a tent with an adult or person of the opposite sex other than a family member or guardian.
- The buddy system should be used at all times. The buddy system is a safety measure for all Scouting activities. Buddies are encouraged to select each other, with no more than two years age difference.
- Hazing and initiations are prohibited and may not be included as part of any Scouting activity.
- Bullying. verbal, physical, and cyber bullying are prohibited in Scouting.



In Case of Emergency

Ingersoll Scout Reservation has a Health Lodge open 24 hours a day and managed by staff members trained in handling accidents and illnesses. There are also local hospitals and clinics nearby. If this kind of treatment is required, the Scout's parents will be notified by telephone, and their wishes concerning treatment will be respected. If such a trip is required, we ask that a Scout's Leader drive the Scout to the hospital. This way the Health Officer will still be in camp to treat any other potential injuries.

In the event of a camp wide emergency, the camp siren may sound with a two-tuned alarm. At which, everyone in camp should report to the Dining Hall and await for further instructions from camp staff. The camp staff undergoes training in handling common types of emergencies. A camp-wide emergency situation may consist of severe weather, wildfire, missing campers, missing swimmers, and any possible severe medical emergency. Anyone who becomes aware of an emergency situation or danger should notify a staff member who will contact camp leadership.

Wildlife

Ingersoll Scout Reservation is a wilderness setting where it is common to encounter various forms of wildlife such as deer, turkey, fox, racoons, snakes, turtles, and more! Bites from animals are extremely rare, but precautions should be taken. Observe wildlife from a distance so they are not scared. Do not disturb wildlife just for a better look.



Safety Tips

Safety is the first priority at camp. Here are a few helpful tips for a fun safe camping experience:

- No riding in the back of trucks or trailers.
- Wear closed-toed shoes.
- Always use the buddy system: 2 or more Scouts go everywhere together.
- Fires should be completely extinguished before leaving the campsite: please do not create new fire rings.
- Follow Whittling Chip procedures when using knives.
- Use insect repellents containing DEET or Permethrin.
- Always wear sunscreen and sun hats for protection from the sun.
- Carry flashlights when walking at night.
- Shake out clothing and shoes before wearing them.
- Keep food out of tents at all times.
- Check for ticks and tick bites daily.



Day Visitors

Any adult who is visiting camp must be registered with their unit in a leader or parent capacity. All units must follow the minimum leadership standard of 2 registered leaders per 8 scouts. If a parent would like to come out for the day, they must pay \$35/ day which will include any meals they choose to eat at camp. Day visitors are not permitted to stay overnight. Visitors must check-in and pay at camp office immediately upon arrival.

Alcohol, Drug, and Tobacco Policy

It is the policy of the Boy Scouts of America that the use of alcoholic beverages and controlled substances are not permitted at camp or during activities on property owned and operated by the Boy Scouts of America, or at any activity involving participation of youth members.

Smoking is only allowed in vehicles in the parking lot away from Scouts and other Leaders. For the health of all Scouts and Leaders, please respect the rights of all others and refrain from smoking in your campsite or any place other than the parking lot. This includes the use of electronic cigarettes, personal vaporizers, or electronic nicotine delivery systems that simulate tobacco smoking.

Pets in Camp

In compliance with Boy Scouts of America policy, no pets will be allowed in camp during the summer camp season.

Electricity

There is no electricity in any of the campsites. If electricity is needed for a CPAP or other medical device, we recommend bringing a battery system to use with the machine or inform the Camp Administration and they can work on providing accommodations.

There are charging stations located at each program area, Wilderness Training Center, and Dining Hall that may be used to charge electronics.

Cellphone and WIFI Coverage

ISR has free guest WIFI. See the camp office if you have issues connecting.

There is very limited Cell Phone Service at camp. The cellphone provider with the most service throughout camp is Verizon.

Firewood

We ask that Packs do not bring their own firewood. If a Pack would like to have a campfire ask the ISR Staff and they will provide you with firewood. You can also collect downed wood from the forest.



Adventure Loops and Advancements

Tiger



Sky is the Limit - This adventure will help Tigers learn about the mysterious night sky.

Floats & Boats - This adventure will teach Tigers about different types of boats, how to build a boat using recycled materials, and how to stay safe on the water.



Shooting Sports Award - Beyond capturing the enthusiasm that Scouts have shown for Shooting Sports, the Cub Scout Shooting Award Program is to encourage Cub Scouts in the development of safe shooting practices and proficiency in Shooting Sports. As a Cub Scout participates in shooting sports activities and works towards an award, not only are they building confidence in their abilities, but also develop self-reliance, sportsmanship, and conservation awareness - All elements of good character valued in Scouting.



Wolf



Adventures in Coins— Learn about coins, where they come from, how they are made, history, and different types of coins.



Finding Your Way— This adventure will teach hands on map and compass skills. Then the Scouts will use what they learn to go on a scavenger hunt.



Shooting Sports Award - Beyond capturing the enthusiasm that Scouts have shown for Shooting Sports, the Cub Scout Shooting Award Program is to encourage Cub Scouts in the development of safe shooting practices and proficiency in Shooting Sports. As a Cub Scout participates in shooting sports activities and works towards an award, not only are they building confidence in their abilities, but also develop self-reliance, sportsmanship, and conservation awareness - All elements of good character valued in Scouting.





Adventure Loops and Advancements

Bear



A Bear Goes Fishing - Fishing is a skill that can become a lifelong hobby, or possibly a career. It can be done alone, or with family or friends. This adventure lays some groundwork for the Fishing Merit Badge once the Bear joins a Scout Troop. This adventure is meant to be fun and can be used for teaching several points of the Scout Law such as trustworthy, helpful, courteous, obedient, thrifty, cheerful, clean, and even reverent.



Salmon Run - This adventure will introduce Bear Scouts to swimming safety, boating safety, physical development and fitness, skill development, and fun on the water. Bears in nature like to swim and play in the water, and so can Bear Scouts.



Shooting Sports Award - Beyond capturing the enthusiasm that Scouts have shown for Shooting Sports, the Cub Scout Shooting Award Program is to encourage Cub Scouts in the development of safe shooting practices and proficiency in Shooting Sports. As a Cub Scout participates in shooting sports activities and works towards an award, not only are they building confidence in their abilities, but also develop self-reliance, sportsmanship, and conservation awareness - All elements of good character valued in

Webelos and Arrow of Light



Castaway - Survival skills are essential for anyone who might ever become lost in the wilderness—in a jungle, on a desert island, or sea, during a Scout hike or campout! This adventure teaches several of those skills to Webelo Scouts, preparing them to deal with emergencies in an outdoor environment.



Into the Woods - Learn about all things trees. Types of trees, how to care for trees, how trees are used in our everyday lives. This adventure will prepare you to be knowledgeable and comfortable in the woods.



Aquanaut - This adventure will introduce Webelo Scouts to the key principles of aquatics safety as they develop their swimming and boating skills.



Shooting Sports Award - Beyond capturing the enthusiasm that Scouts have show for Shooting Sports, the Cub Scout Shooting Award Program is to encourage Cub Scouts in the development of safe shooting practices and proficiency in Shooting Sports. As a Cub Scout participates in shooting sports activities and works towards an award, not only are they building confidence in their abilities, but also develop self-reliance, sportsmanship, and conservation awareness.



Packing List

The following is a suggested list of equipment for an enjoyable stay at camp. Please label all items with the Cub Scouts Name and the Pack Number. Please pay special attention to items that should be left at home.

Personal Gear

- _____ Uniform
- _____ Extra Shirt and Pants
- _____ Socks and Underwear
- _____ Jacket
- _____ Rain Gear
- _____ Sleep Wear
- _____ Sneakers and/or Hiking Boots
- _____ Swim Wear/Swim Shoes
- _____ Towels and Toiletries
- _____ Shower Shoes
- _____ Sleeping Bag and/or Blankets
- _____ Pillow
- _____ Flashlight w/extra Batteries
- _____ Water Bottle
- _____ Wallet w/ Money—For the Trading Post
- _____ Handkerchief
- _____ Bug Repellent
- _____ Sun Screen
- _____ Cub Scout Handbook
- _____ Backpack/ Day Pack

Optional Personal Gear

- _____ Watch
- _____ Camera
- _____ Song Book
- _____ Bible, Prayer Book
- _____ Fishing Pole and Tackle
- _____ Stationary and Stamps
- _____ Laundry Bag
- _____ Camp Chair

Please Leave at Home

Fire Works, Fire Arms, Ammunition, Aerosol Cans, Radios, Televisions, Personal Music devices, Electronic Games, Squirt Guns, Dice, Un-Scout like Literature, Alcohol, and Illegal Drugs.



Scout Release from Camp Request

Instructions

Scouts desiring to leave camp prior to the unit's departure or not as part of the unit must have a release signed by their parents and approved by the unit leader. Scouts will normally be permitted to leave only when accompanied by their parents. The form below must be used in handling all such departures. In an emergency, it may not be possible for a parent or guardian to sign the release. In that situation sufficient information must be recorded attesting to the telephone call or means of communication by which word arrived asking for the release of the Scout. This information should document the person from whom the call was received, verify telephone confirmation of the parent asking for release of the Scout and give detailed reasons for the requested release.

Scout Requested to be Released: _____

Home Address: _____

Home Council: _____ Unit: _____ Campsite: _____

Reason for request to Leave: _____

Date of Release: _____ Time: _____ Method of Travel: _____

Adult Accompanied By: _____

Date of Return: _____ Time: _____

In signing this request for release the BSA, the W. D. Boyce Council, the unit leaders, and the Scout's parents or guardians mutually acknowledge that there will be no refund of the camp fee: and that the BSA or its representatives shall not be held liable for any loss to the Scout's person or property

The request s made by (parent or guardians' signature except noted for emergency departure request)

Parent or Guardian Signature: _____

Address: _____

Telephone: _____ Request made (Date & Time): _____

Unit Leader Approval: _____

ON-SITE RELEASE

Before leaving the campsite or troop, scouts must check-out with their unit leader and the camp office.

Signed by Unit Leader: _____ Unit: _____ Date: _____



Application for Financial Assistance

For full consideration, submit by April 1, 2023

Both sides of form must be filled out completely or it will not be considered!

Financial assistance is available for Cub Scouts, Boy Scouts, Ventures, and Explorers who wish to attend W. D. Boyce Council summer programs. The Council Program Committee will make every effort to honor requests, however, funds are limited.

Financial Assistance Guidelines:

1. The youth must be a registered member of the Boy Scouts of America and reside in the jurisdiction of the W. D. Boyce Council.
2. There must be a demonstrated need for assistance. Reasons why this camp fee can not be afforded must be stated.
3. The youth's family and/or unit must be prepared to pay at least 50% of the fee.
4. This form must be submitted by April 1, 2023 for full consideration. Incomplete forms (both sides) will not be considered.
5. All information is kept strictly confidential.
6. Assistance can be granted only once in a twelve month period to a scout.
7. All that apply for Financial Assistance will be locked in to the Early Bird Prices whether or not the receive Financial Assistance.

Scout Information

Please print legibly

Youth's Full Name _____ Grade in the fall _____

Street Address _____ City _____ Zip _____

Home Phone Number _____ Currently registered _____ Yes _____ No Unit # _____

Parent/Guardian Name _____ Email _____

Parent/Guardian Phone Number (work) _____ (home) _____

Size of family: Youth _____ Adults _____ Is parent/guardian employed? _____ Yes _____ No _____ Full time _____ Part time _____

If spouse, is spouse employed? _____ Yes _____ No _____ Full time _____ Part time _____

Specific reasons for assistance, not simply that the fee can not be afforded. Attach more paper if needed, must be completed for full consideration.

Assistance requested for: _____ Cub Scout Family Camp _____ Cub Scout Resident Camp _____ ISR Scout BSA Camp
(check one program only) _____ Cub Scout Day Camp _____ NYLT

Assistance Needed - Must be Completed.

Cost of Summer Program \$ _____

Amount the family will pay \$ _____

Amount the youth will pay \$ _____

Amount the unit will pay \$ _____

Total available funds \$ _____

Amount of assistance requested \$ _____

(Not to exceed 50% of program fee)

OFFICE USE ONLY	
Date Received _____	Date Reviewed _____
Amount received with application \$ _____	
Amount approved \$ _____	
Council approval by _____	
Notice of Approval sent to unit leader _____	
(date)	

Parent/Guardian Signature _____

OVER FOR UNIT LEADER APPROVAL

Unit Leader must complete this side of form

Based on your knowledge of the family, do you think assistance should be granted?

_____ Yes _____ No If yes, explain:

Has the youth been active with the unit? (participation in unit meetings and activities),

Please explain:

Has the youth demonstrated initiative to earn money to help pay for any of his/her activities?

If yes, explain:

Our unit participates in the following activities (mark all that apply):

_____ Council Popcorn Sale

_____ Family Friends of Scouting Presentation

Unit Leader's Approval _____

(signature)

Unit Leader's Name _____

(please print)

Street Address _____

City _____ Zip _____

Phone number: (W) _____ E mail: _____

(H) _____